

W. NELSON.
Provision Cabinet.

No. 221,090.

Patented Oct. 28, 1879.

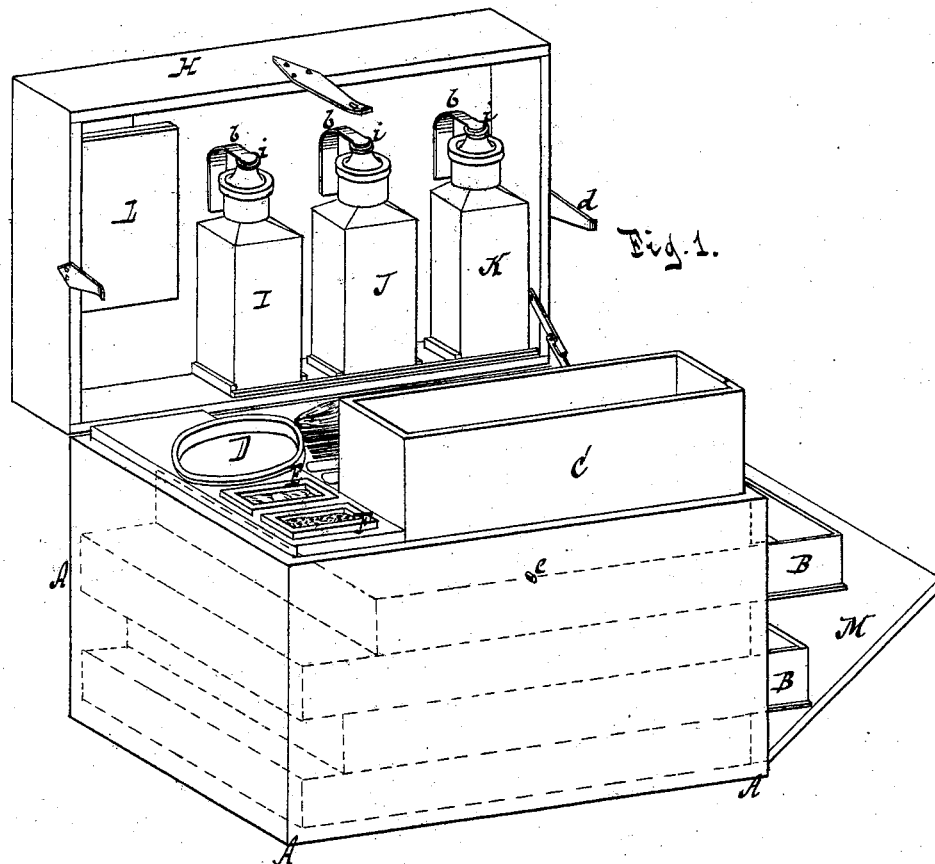


Fig. 1.

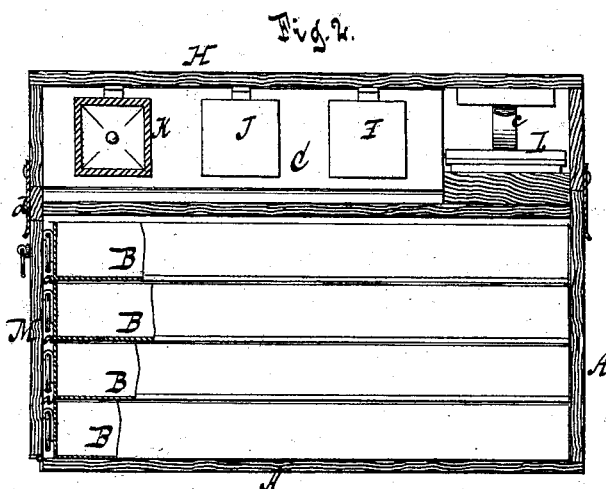
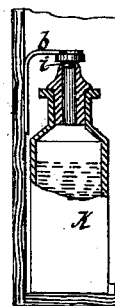


Fig. 2.

Fig. 3.



Witnesses.
Otto Stupeland
William Miller

Inventor
William Nelson.
by
Van Santvoord & Hauff
his attorneys.

UNITED STATES PATENT OFFICE

WILLIAM NELSON, OF GREEN POINT, NEW YORK.

IMPROVEMENT IN PROVISION-CABINETS.

Specification forming part of Letters Patent No. **221,090**, dated October 23, 1879; application filed May 21, 1879.

To all whom it may concern:

Be it known that I, WILLIAM NELSON, of Green Point, in the county of Kings and State of New York, have invented a new and useful Improvement in Provision-Cabinets, which improvement is fully set forth in the following specification, reference being had to the accompanying drawings, in which—

Figure 1 is a perspective view. Fig. 2 is a vertical section. Fig. 3 is a detached view, showing the manner of fastening and closing the bottles.

Similar letters indicate corresponding parts.

This invention consists in a provision-cabinet containing trays for holding provisions, cleats or grooves on which those trays slide, a lid or trap for holding the trays in place, and a locking device for locking said lid or trap, as will be hereinafter more fully described; also, in a provision-cabinet consisting of a case and cover, said cover being provided with a pad for closing and holding in place various spice-dishes, as will be hereinafter more fully set forth; also, in a provision-cabinet consisting of a case and cover, and spring-arms attached to said cover, for closing and holding in place various bottles containing condiments, as will be hereinafter more fully set forth.

In the drawings, the letter A designates a case of wood or other suitable material. The lower part of this case is occupied by trays B B, which slide on cleats or grooves and are pulled out by means of knobs or handles a a. These trays are intended to be filled with provisions.

M is a lid or trap, which is shown partly open in Fig. 1, and which is hinged to the lower part of the case. When all the trays B are pushed into the case A, said lid M is closed and holds these trays in place.

To the cover H, which is represented as being open, is attached a metal strip, d, which strip, when the cover H is closed down, sits over the edge of the lid M, keeping it closed. By this means the trays B are prevented from slipping out when the cabinet is being transported.

The top of the case A is occupied by a receptacle, C, for crackers or bread, and by dishes D E F for butter, pepper, salt, and other such articles. Knives and forks may also be provided, as well as napkins.

The cover H, which is shown in Fig. 1 as being open, is provided with an elastic pad, L, which consists of a flat piece of rubber, wood, or other suitable material, and is fastened to the cover by a spring, c.

When the cover H is closed down said elastic pad L closes down upon the tops of the dishes D E F, thus preventing their contents from spilling, and also keeping said dishes in place when the cabinet is being transported.

The cover H is also further provided with bottles I J K for holding catsup, vinegar, and other condiments. These bottles are held in place by spring-arms b b, which are fastened to the cover H. To the lower front ends of these spring-arms are fastened small pads i i of cork, rubber, or other fit material, which are pressed by said arms b b firmly over the mouth of said bottles, thus closing them, and also holding them in place when the cover H is closed down.

The cover H is held shut by a spring or hasp catching over the projection e, Fig. 1, on the front of the case A. The whole cabinet can then be conveniently carried about by a handle attached to the cover H.

What I claim as new, and desire to secure by Letters Patent, is—

1. As a new article of manufacture, a provision-cabinet containing trays B B, cleats or grooves on which these trays slide, lid or trap M, and locking device d, all constructed and arranged substantially in the manner and for the purpose set forth.

2. A provision-cabinet consisting of the case A and cover H, said cover being provided with an elastic pad, L, constructed substantially as set forth, for closing and holding in place the dishes D E F.

3. A provision-cabinet consisting of the case A and cover H, said cover being provided with spring-arms b b, constructed substantially as described, for closing and holding in place the bottles I J K.

In testimony that I claim the foregoing I have hereunto set my hand and seal this 8th day of May, 1879.

WILLIAM NELSON. [L. S.]

Witnesses:

W. C. HAUFF,
CHAS. WAHLERS.